



MetaBright™ Line Light Model:MB-LL050



Metaphase offers the industry's breakthrough performance line lights for imaging, web, and high-speed line scan applications requiring ultra-high intensity and uniformity. Our line lights are built as lean fixtures that can be easily controlled and integrated into visions systems.

Our MetaBright™ Line Lights feature an adjustable lens, enhanced cooling options, and low current consumption. Our new computer-operated micro-flow compressed air thermal control and integrated fan cooling systems allow Metaphase Line Lights to operate cool, a thermal advantage in many applications.

BENEFITS:

- High Uniformity both laterally and longitudinally
- High Intensity, up to 1+ million Lux
- Lens Options for various beam widths and working distances
- Cooling Options include convection, fans, compressed air with and without Computer air flow control, etc
- Available in various Light wavelengths including IR, UV and RGB
- Strobe synchronization; Control compatibility for high precision pulse-modulation and 0-10V Intensity Control capability
- Adjustable lens focusing range of mm to meters
- Backlight versions for web backlight & silhouetting applications
- From 1" to 120" (10ft) in length
- Built-in constant current driver(s) - consistent illumination output
- 24V version require no special controllers; simply provide 24VDC

APPLICATIONS:

- Road Surface Inspection
- Bottle Inspection
- High Speed Scanning
- Sheet Inspection
- Web Inspection
- Print Inspection

RATINGS:



Buy American

DOMINANT WAVELENGTH:

Part #	Color	Power Supply
MB-LL050-W-24	White 5500K	
MB-LL050-R-24	Red 630nm	
MB-LL050-B-24	Blue 470nm (Optional 455nm)	
MB-LL050-G-24	Green 530nm	24 volt power supply available upon request.
MB-LL050-IRN-24	Infrared 850nm	
MB-LL050-IRL-24	Infrared 880nm	
MB-LL050-UVL-24	UV 395nm	
MB-LL050-UVS-24	UV 365nm	

10 ft. flying leads come standard on all products.
Light features built-in constant current driver.
No expensive controller required.



MetaBright™ Line Light

Model:MB-LL050



ELECTRICAL & CONTROLS:

Current Consumption	0.35A
Light Intensity	+/-5%
Illuminance	1.6Million Lux
Operating Temperature	--40°F(-45°) to 100°F (37.8°C)
Lifetime Hours	75,000 Hours

HOUSING:

Dimensions	Length: 1.73in/43.99mm Width: 1.25in/31.75mm Height: 3.63in/92.08mm
Weight	.35lb/ 158.757g
Housing	Aluminum
Finish	Powder Coating - Black

WIRING DIAGRAM:

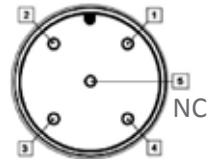
RED	+24VDC
GREEN	Signal Ground
BLACK	Ground
WHITE	0-10VDC Intensity Control

24 AWG 4 WIRES CABLE X 1

When not using intensity control, connect 0-10V control line to +24 (Max Intensity Control = 25V) and intensity control ground to ground

WIRING DIAGRAM:

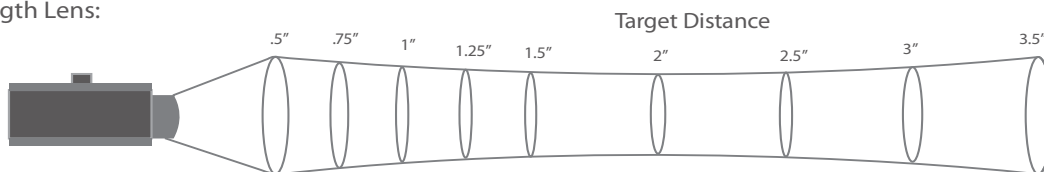
PIN #	Function
1	+24VDC
2	0-10VDC Intensity Control
3	Ground
4	Signal Ground



FOCAL LENS:

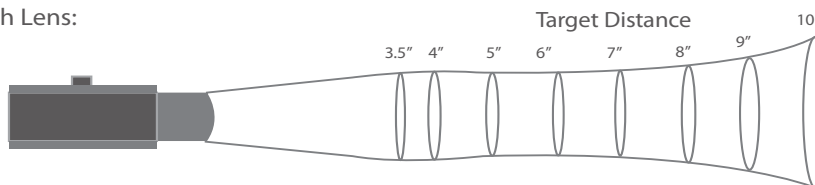
KEY: values in parenthesis are millimeter measurements

Standard Focal Length Lens:



Target Distance	0.5" (13)	0.75" (19)	1.00" (25)	1.25" (32)	1.50 (38)	2.00" (51)	2.50" (68)	3.00" (88)	3.50" (89)
Intensity (million LUX)	.80	1.27	1.21	1.18	1.16	.90	.66	.47	.32
Line Width	0.4 (10)	.25 (6.3)	.2 (5)	.2 (5)	.18 (4.6)	.18 (4.6)	.18 (4.6)	.3 (7.6)	>.3 (10)

Longer Focal Length Lens:



Target Distance	3.5" (89)	4.0" (102)	5.0" (127)	6.0" (162)	7.0" (178)	8.0" (203)	9.0" (229)	10.0" (264)
Intensity (million LUX)*	1.07	1.1	1.1	1.1	1.1	1.09	1.04	.98
Line Width	.2 (5)	.2 (5)	.2 (5)	.35 (8.9)	.4 (10)	.4 (10)	.5 (12.7)	.6 (15.2)