

Direct Ring Series (30° & 0°)



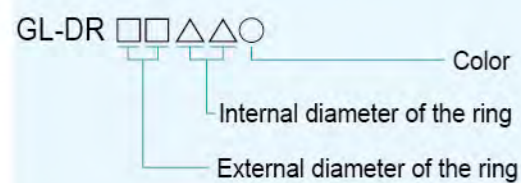
Features

- 360° shadow-free illumination in high-luminance LEDs deployed at high density
- LED lighting for a wide range of applications

Major applications

- Positioning for substrates and printed boards, inspection for chip components
- Liquid crystal adjustment, plastic container inspection
- IC impress inspection, such as label inspection

Model explanation



Available Models

Model	Color	Power Consumption	Weight (g)	Dimension
GL-DR3210R	●	12V/1.2W	24	1
GL-DR3210W/B/G	○●●	12V/1.7W		
GL-DR3210IR	●	12V/1.2W		
GL-DR3210R-24	●	24V/1.0W		
GL-DR3210W/B/G-24	○●●	24V/1.5W	36	2
GL-DR3210IR-24	●	24V/1.0W		
GL-DR4218R	●	12V/1.4W		
GL-DR4218W/B/G	○●●	12V/2.1W		
GL-DR4218IR	●	12V/1.4W	36	2
GL-DR4218R-24	●	24V/1.5W		
GL-DR4218W/B/G-24	○●●	24V/2.4W		
GL-DR4218IR-24	●	24V/1.5W		
GL-DR5028R	●	12V/2.2W	45	3
GL-DR5028W/B/G	○●●	12V/3.2W		
GL-DR5028IR	●	12V/2.2W		
GL-DR5028R-24	●	24V/2.0W		
GL-DR5028W/B/G-24	○●●	24V/3.4W	45	3
GL-DR5028IR-24	●	24V/2.0W		
GL-DR6736R	●	12V/3.9W		
GL-DR6736W/B/G	○●●	12V/5.8W		
GL-DR6736IR	●	12V/3.9W	83	4
GL-DR6736R-24	●	24V/3.9W		
GL-DR6736W/B/G-24	○●●	24V/5.8W		
GL-DR6736IR-24	●	24V/3.9W		

Model	Color	Power Consumption	Weight (g)	Dimension
GL-DR9050R	●	12V/7.7W	138	5
GL-DR9050W/B/G	○●●	12V/11.6W		
GL-DR9050IR	●	12V/7.7W		
GL-DR9050R-24	●	24V/7.7W		
GL-DR9050W/B/G-24	○●●	24V/11.6W	418	6
GL-DR9050IR-24	●	24V/7.7W		
GL-DR12060R	●	12V/17.8W		
GL-DR12060W/B/G	○●●	12V/26.7W		
GL-DR12060IR	●	12V/17.8W	418	6
GL-DR12060R-24	●	24V/17.8W		
GL-DR12060W/B/G-24	○●●	24V/26.9W		
GL-DR12060IR-24	●	24V/17.8W		

Model	Color	Power Consumption	Weight (g)	Dimension
GL-DR7035R	●	12V/4.4W	97	7
GL-DR7035W/B/G	○●●	12V/6.5W		
GL-DR7035IR	●	12V/4.4W		
GL-DR7035R-24	●	24V/4.4W		
GL-DR7035W/B/G-24	○●●	24V/6.8W	97	7
GL-DR7035IR-24	●	24V/4.4W		
GL-DR9550R-24	●	24V/5.38W		
GL-DR9550W/B/G-24	○●●	24V/8.06W		
GL-DR9550IR-24	●	24V/5.38W	97	7


Imaging examples



GL-DR6736R
Chip Material Package



GL-DR6736W
Diode Characters



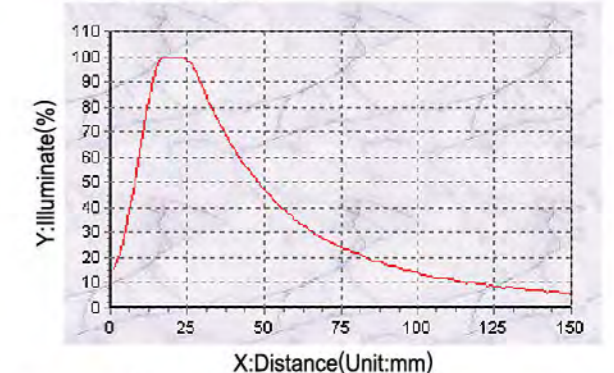
GL-DR9050W
Chip Close Shot



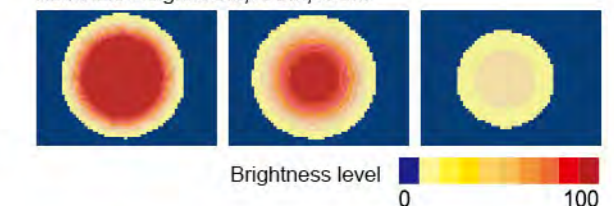
GL-DR9050W
Chip Long Distance Shot

Luminous intensity distribution characteristics

GL-DR6736R Graph



Illuminate Height: 5CM, 10CM, 15CM



Dimensional Diagrams(mm)

