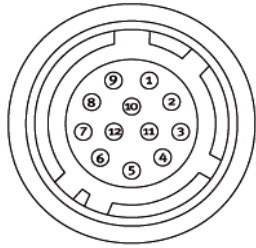
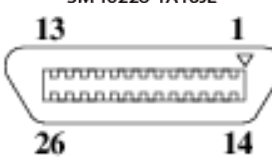
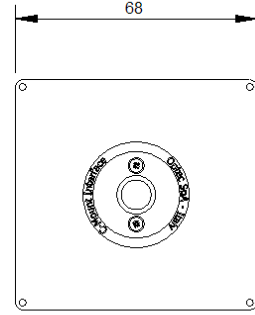
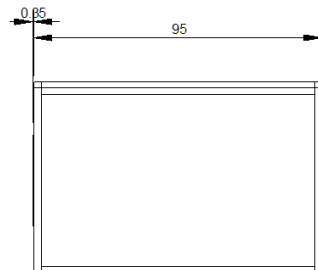
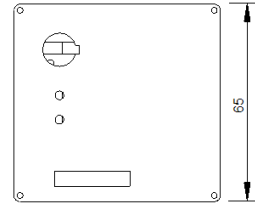
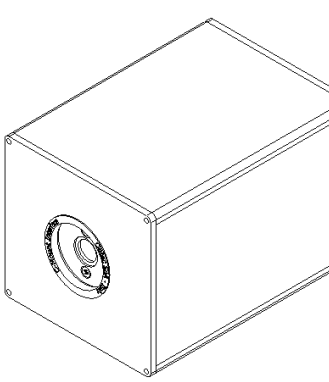
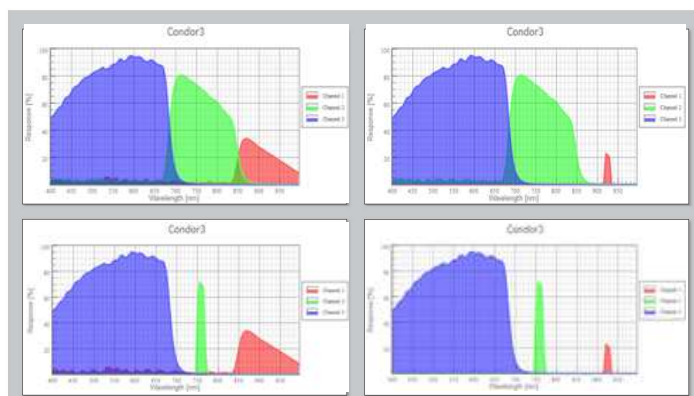




| Specifications | | Connector | Dimensions | | | | | | | | | | | | | | | | | | | | | | | | | | | | | | | | | | | | | | | | | | | | | | | | | | | | | | | | | | | | | | | | | | | | | | | | | | | | | | | | | | | | | | | | | | | | | |
|--|--|---|------------|--------|----------|---|-----|--------|---|-----|---------|---|-----|----------------|---|-----|----------------|---|-----|----------------|---|-----|----------------|---|------------|---------------|---|-------------|----------------|---|-----|----------------|----|-----|----------------|----|-----|----------------|----|-----|----------------|-----|--------|----------|---|----|-----|---|----|---------|---------|---|----|---------|---------|---|----|---------|---------|---|----|-------------|--------|---|----|---------|---------|---|----|-----------------|-----------|---|----|-------------------|------------|---|----|-----------|--|----|----|-----------|----------|----|----|-----------|----------|----|----|-----------|----------|----|----|-----|--|--|
| Sensor | ICX 618 | | | | | | | | | | | | | | | | | | | | | | | | | | | | | | | | | | | | | | | | | | | | | | | | | | | | | | | | | | | | | | | | | | | | | | | | | | | | | | | | | | | | | | | | | | | | | | | |
| Active area | 1/4" sensor 4.46 mm(H) x 3.80 mm (V) | | | | | | | | | | | | | | | | | | | | | | | | | | | | | | | | | | | | | | | | | | | | | | | | | | | | | | | | | | | | | | | | | | | | | | | | | | | | | | | | | | | | | | | | | | | | | | | |
| Pixel size | 5.6µm | | | | | | | | | | | | | | | | | | | | | | | | | | | | | | | | | | | | | | | | | | | | | | | | | | | | | | | | | | | | | | | | | | | | | | | | | | | | | | | | | | | | | | | | | | | | | | | |
| Pixel clock | 25 MHz | | | | | | | | | | | | | | | | | | | | | | | | | | | | | | | | | | | | | | | | | | | | | | | | | | | | | | | | | | | | | | | | | | | | | | | | | | | | | | | | | | | | | | | | | | | | | | | |
| Active pixels | 640 x 494 | | | | | | | | | | | | | | | | | | | | | | | | | | | | | | | | | | | | | | | | | | | | | | | | | | | | | | | | | | | | | | | | | | | | | | | | | | | | | | | | | | | | | | | | | | | | | | | |
| Frame rate | 60 Fps full resolution | | | | | | | | | | | | | | | | | | | | | | | | | | | | | | | | | | | | | | | | | | | | | | | | | | | | | | | | | | | | | | | | | | | | | | | | | | | | | | | | | | | | | | | | | | | | | | | |
| Channels | Channel 1: 400 – 670 nm Channel 2: 670 – 850 nm Channel 3: 850 – 1000 nm | | | | | | | | | | | | | | | | | | | | | | | | | | | | | | | | | | | | | | | | | | | | | | | | | | | | | | | | | | | | | | | | | | | | | | | | | | | | | | | | | | | | | | | | | | | | | | | |
| Alignment accuracy | Mechanically better than 1/4 th of a pixel | | | | | | | | | | | | | | | | | | | | | | | | | | | | | | | | | | | | | | | | | | | | | | | | | | | | | | | | | | | | | | | | | | | | | | | | | | | | | | | | | | | | | | | | | | | | | | | |
| Dynamic range | >56 dB | | | | | | | | | | | | | | | | | | | | | | | | | | | | | | | | | | | | | | | | | | | | | | | | | | | | | | | | | | | | | | | | | | | | | | | | | | | | | | | | | | | | | | | | | | | | | | | |
| Bit depths | 8 bit 3 channel, 12 bit 3 channel | | | | | | | | | | | | | | | | | | | | | | | | | | | | | | | | | | | | | | | | | | | | | | | | | | | | | | | | | | | | | | | | | | | | | | | | | | | | | | | | | | | | | | | | | | | | | | | |
| Gain | 0 to 36 dB analog gain | | | | | | | | | | | | | | | | | | | | | | | | | | | | | | | | | | | | | | | | | | | | | | | | | | | | | | | | | | | | | | | | | | | | | | | | | | | | | | | | | | | | | | | | | | | | | | | |
| Video output | CameraLink / GigE Vision | | | | | | | | | | | | | | | | | | | | | | | | | | | | | | | | | | | | | | | | | | | | | | | | | | | | | | | | | | | | | | | | | | | | | | | | | | | | | | | | | | | | | | | | | | | | | | | |
| Trigger modes | Internal and external source (on Camera Link and Hirose connectors) | | | | | | | | | | | | | | | | | | | | | | | | | | | | | | | | | | | | | | | | | | | | | | | | | | | | | | | | | | | | | | | | | | | | | | | | | | | | | | | | | | | | | | | | | | | | | | | |
| Synchronization | All sensor clocks synchronized. Smart trigger unit for advanced trigger schemes | | | | | | | | | | | | | | | | | | | | | | | | | | | | | | | | | | | | | | | | | | | | | | | | | | | | | | | | | | | | | | | | | | | | | | | | | | | | | | | | | | | | | | | | | | | | | | | |
| Electronic shutter | Synchronized exposure with channel independent duration. (1 µs to 1s) | | | | | | | | | | | | | | | | | | | | | | | | | | | | | | | | | | | | | | | | | | | | | | | | | | | | | | | | | | | | | | | | | | | | | | | | | | | | | | | | | | | | | | | | | | | | | | | |
| Control interface | All commands through Camera Link serial interface or GigE Vision | | | | | | | | | | | | | | | | | | | | | | | | | | | | | | | | | | | | | | | | | | | | | | | | | | | | | | | | | | | | | | | | | | | | | | | | | | | | | | | | | | | | | | | | | | | | | | | |
| Lookup tables | Lookup tables available in 8bit mode, full access to table entries. Table data programmed in flash memory (on request) | | | | | | | | | | | | | | | | | | | | | | | | | | | | | | | | | | | | | | | | | | | | | | | | | | | | | | | | | | | | | | | | | | | | | | | | | | | | | | | | | | | | | | | | | | | | | | | |
| External control capability *)Selectable per channel | Gain*, exposure*, lookup tables*, region of interest, image bit depth, trigger source | | | | | | | | | | | | | | | | | | | | | | | | | | | | | | | | | | | | | | | | | | | | | | | | | | | | | | | | | | | | | | | | | | | | | | | | | | | | | | | | | | | | | | | | | | | | | | | |
| Weight | 350 grams excluding lens | | | | | | | | | | | | | | | | | | | | | | | | | | | | | | | | | | | | | | | | | | | | | | | | | | | | | | | | | | | | | | | | | | | | | | | | | | | | | | | | | | | | | | | | | | | | | | | |
| Dimensions | 68 x 95 x 65 mm | | | | | | | | | | | | | | | | | | | | | | | | | | | | | | | | | | | | | | | | | | | | | | | | | | | | | | | | | | | | | | | | | | | | | | | | | | | | | | | | | | | | | | | | | | | | | | | |
| Lens mount options | C-Mount custom lens | | | | | | | | | | | | | | | | | | | | | | | | | | | | | | | | | | | | | | | | | | | | | | | | | | | | | | | | | | | | | | | | | | | | | | | | | | | | | | | | | | | | | | | | | | | | | | | |
| Operating temperature | -40 - +80 °C | | | | | | | | | | | | | | | | | | | | | | | | | | | | | | | | | | | | | | | | | | | | | | | | | | | | | | | | | | | | | | | | | | | | | | | | | | | | | | | | | | | | | | | | | | | | | | | |
| Regulations | CE (EN 61000-6-2 EN 61000-6-3), FCC Part 15 class B, RoHS/WEE | | | | | | | | | | | | | | | | | | | | | | | | | | | | | | | | | | | | | | | | | | | | | | | | | | | | | | | | | | | | | | | | | | | | | | | | | | | | | | | | | | | | | | | | | | | | | | | |
| Back focal length | ≥ 17.52 mm in air | | | | | | | | | | | | | | | | | | | | | | | | | | | | | | | | | | | | | | | | | | | | | | | | | | | | | | | | | | | | | | | | | | | | | | | | | | | | | | | | | | | | | | | | | | | | | | | |
| Power | 18-24V DC +/-10%, 6W | | | | | | | | | | | | | | | | | | | | | | | | | | | | | | | | | | | | | | | | | | | | | | | | | | | | | | | | | | | | | | | | | | | | | | | | | | | | | | | | | | | | | | | | | | | | | | | |
| Humidity | 20-90% Non condensing | | | | | | | | | | | | | | | | | | | | | | | | | | | | | | | | | | | | | | | | | | | | | | | | | | | | | | | | | | | | | | | | | | | | | | | | | | | | | | | | | | | | | | | | | | | | | | | |
| | | <p>DC-In / Trigger</p>  <p>Hirose HR10A-10P-12S</p> <table border="1"> <thead> <tr> <th>Pin</th> <th>Signal</th> <th>Function</th> </tr> </thead> <tbody> <tr><td>1</td><td>GND</td><td>GROUND</td></tr> <tr><td>2</td><td>Vin</td><td>+15-24V</td></tr> <tr><td>3</td><td>DNC</td><td>Do not connect</td></tr> <tr><td>4</td><td>DNC</td><td>Do not connect</td></tr> <tr><td>5</td><td>DNC</td><td>Do not connect</td></tr> <tr><td>6</td><td>DNC</td><td>Do not connect</td></tr> <tr><td>7</td><td>Trigger in</td><td>Input trigger</td></tr> <tr><td>8</td><td>Trigger out</td><td>Output trigger</td></tr> <tr><td>9</td><td>DNC</td><td>Do not connect</td></tr> <tr><td>10</td><td>DNC</td><td>Do not connect</td></tr> <tr><td>11</td><td>DNC</td><td>Do not connect</td></tr> <tr><td>12</td><td>DNC</td><td>Do not connect</td></tr> </tbody> </table> <p>Camera Link Interface 26 pin MDR connector 3M 10226-1A10JL</p>  <table border="1"> <thead> <tr> <th>Pin</th> <th>Signal</th> <th>Function</th> </tr> </thead> <tbody> <tr><td>1</td><td>14</td><td>GND</td></tr> <tr><td>2</td><td>15</td><td>X0-/X0+</td><td>CL Data</td></tr> <tr><td>3</td><td>16</td><td>X1-/X1+</td><td>CL Data</td></tr> <tr><td>4</td><td>17</td><td>X2-/X2+</td><td>CL Data</td></tr> <tr><td>5</td><td>18</td><td>Xclk-/Xclk+</td><td>CL Clk</td></tr> <tr><td>6</td><td>19</td><td>X3-/X3+</td><td>CL Data</td></tr> <tr><td>7</td><td>20</td><td>Ser TC+/Ser TC-</td><td>Serial in</td></tr> <tr><td>8</td><td>21</td><td>Ser TFG-/Ser TFG+</td><td>Serial out</td></tr> <tr><td>9</td><td>22</td><td>CC1-/CC1+</td><td></td></tr> <tr><td>10</td><td>23</td><td>CC2-/CC2-</td><td>Not Used</td></tr> <tr><td>11</td><td>24</td><td>CC3-/CC3+</td><td>Not Used</td></tr> <tr><td>12</td><td>25</td><td>CC4-/CC4-</td><td>Not Used</td></tr> <tr><td>13</td><td>26</td><td>GND</td><td></td></tr> </tbody> </table> | Pin | Signal | Function | 1 | GND | GROUND | 2 | Vin | +15-24V | 3 | DNC | Do not connect | 4 | DNC | Do not connect | 5 | DNC | Do not connect | 6 | DNC | Do not connect | 7 | Trigger in | Input trigger | 8 | Trigger out | Output trigger | 9 | DNC | Do not connect | 10 | DNC | Do not connect | 11 | DNC | Do not connect | 12 | DNC | Do not connect | Pin | Signal | Function | 1 | 14 | GND | 2 | 15 | X0-/X0+ | CL Data | 3 | 16 | X1-/X1+ | CL Data | 4 | 17 | X2-/X2+ | CL Data | 5 | 18 | Xclk-/Xclk+ | CL Clk | 6 | 19 | X3-/X3+ | CL Data | 7 | 20 | Ser TC+/Ser TC- | Serial in | 8 | 21 | Ser TFG-/Ser TFG+ | Serial out | 9 | 22 | CC1-/CC1+ | | 10 | 23 | CC2-/CC2- | Not Used | 11 | 24 | CC3-/CC3+ | Not Used | 12 | 25 | CC4-/CC4- | Not Used | 13 | 26 | GND | |     |
| Pin | Signal | Function | | | | | | | | | | | | | | | | | | | | | | | | | | | | | | | | | | | | | | | | | | | | | | | | | | | | | | | | | | | | | | | | | | | | | | | | | | | | | | | | | | | | | | | | | | | | | | |
| 1 | GND | GROUND | | | | | | | | | | | | | | | | | | | | | | | | | | | | | | | | | | | | | | | | | | | | | | | | | | | | | | | | | | | | | | | | | | | | | | | | | | | | | | | | | | | | | | | | | | | | | | |
| 2 | Vin | +15-24V | | | | | | | | | | | | | | | | | | | | | | | | | | | | | | | | | | | | | | | | | | | | | | | | | | | | | | | | | | | | | | | | | | | | | | | | | | | | | | | | | | | | | | | | | | | | | | |
| 3 | DNC | Do not connect | | | | | | | | | | | | | | | | | | | | | | | | | | | | | | | | | | | | | | | | | | | | | | | | | | | | | | | | | | | | | | | | | | | | | | | | | | | | | | | | | | | | | | | | | | | | | | |
| 4 | DNC | Do not connect | | | | | | | | | | | | | | | | | | | | | | | | | | | | | | | | | | | | | | | | | | | | | | | | | | | | | | | | | | | | | | | | | | | | | | | | | | | | | | | | | | | | | | | | | | | | | | |
| 5 | DNC | Do not connect | | | | | | | | | | | | | | | | | | | | | | | | | | | | | | | | | | | | | | | | | | | | | | | | | | | | | | | | | | | | | | | | | | | | | | | | | | | | | | | | | | | | | | | | | | | | | | |
| 6 | DNC | Do not connect | | | | | | | | | | | | | | | | | | | | | | | | | | | | | | | | | | | | | | | | | | | | | | | | | | | | | | | | | | | | | | | | | | | | | | | | | | | | | | | | | | | | | | | | | | | | | | |
| 7 | Trigger in | Input trigger | | | | | | | | | | | | | | | | | | | | | | | | | | | | | | | | | | | | | | | | | | | | | | | | | | | | | | | | | | | | | | | | | | | | | | | | | | | | | | | | | | | | | | | | | | | | | | |
| 8 | Trigger out | Output trigger | | | | | | | | | | | | | | | | | | | | | | | | | | | | | | | | | | | | | | | | | | | | | | | | | | | | | | | | | | | | | | | | | | | | | | | | | | | | | | | | | | | | | | | | | | | | | | |
| 9 | DNC | Do not connect | | | | | | | | | | | | | | | | | | | | | | | | | | | | | | | | | | | | | | | | | | | | | | | | | | | | | | | | | | | | | | | | | | | | | | | | | | | | | | | | | | | | | | | | | | | | | | |
| 10 | DNC | Do not connect | | | | | | | | | | | | | | | | | | | | | | | | | | | | | | | | | | | | | | | | | | | | | | | | | | | | | | | | | | | | | | | | | | | | | | | | | | | | | | | | | | | | | | | | | | | | | | |
| 11 | DNC | Do not connect | | | | | | | | | | | | | | | | | | | | | | | | | | | | | | | | | | | | | | | | | | | | | | | | | | | | | | | | | | | | | | | | | | | | | | | | | | | | | | | | | | | | | | | | | | | | | | |
| 12 | DNC | Do not connect | | | | | | | | | | | | | | | | | | | | | | | | | | | | | | | | | | | | | | | | | | | | | | | | | | | | | | | | | | | | | | | | | | | | | | | | | | | | | | | | | | | | | | | | | | | | | | |
| Pin | Signal | Function | | | | | | | | | | | | | | | | | | | | | | | | | | | | | | | | | | | | | | | | | | | | | | | | | | | | | | | | | | | | | | | | | | | | | | | | | | | | | | | | | | | | | | | | | | | | | | |
| 1 | 14 | GND | | | | | | | | | | | | | | | | | | | | | | | | | | | | | | | | | | | | | | | | | | | | | | | | | | | | | | | | | | | | | | | | | | | | | | | | | | | | | | | | | | | | | | | | | | | | | | |
| 2 | 15 | X0-/X0+ | CL Data | | | | | | | | | | | | | | | | | | | | | | | | | | | | | | | | | | | | | | | | | | | | | | | | | | | | | | | | | | | | | | | | | | | | | | | | | | | | | | | | | | | | | | | | | | | | | |
| 3 | 16 | X1-/X1+ | CL Data | | | | | | | | | | | | | | | | | | | | | | | | | | | | | | | | | | | | | | | | | | | | | | | | | | | | | | | | | | | | | | | | | | | | | | | | | | | | | | | | | | | | | | | | | | | | | |
| 4 | 17 | X2-/X2+ | CL Data | | | | | | | | | | | | | | | | | | | | | | | | | | | | | | | | | | | | | | | | | | | | | | | | | | | | | | | | | | | | | | | | | | | | | | | | | | | | | | | | | | | | | | | | | | | | | |
| 5 | 18 | Xclk-/Xclk+ | CL Clk | | | | | | | | | | | | | | | | | | | | | | | | | | | | | | | | | | | | | | | | | | | | | | | | | | | | | | | | | | | | | | | | | | | | | | | | | | | | | | | | | | | | | | | | | | | | | |
| 6 | 19 | X3-/X3+ | CL Data | | | | | | | | | | | | | | | | | | | | | | | | | | | | | | | | | | | | | | | | | | | | | | | | | | | | | | | | | | | | | | | | | | | | | | | | | | | | | | | | | | | | | | | | | | | | | |
| 7 | 20 | Ser TC+/Ser TC- | Serial in | | | | | | | | | | | | | | | | | | | | | | | | | | | | | | | | | | | | | | | | | | | | | | | | | | | | | | | | | | | | | | | | | | | | | | | | | | | | | | | | | | | | | | | | | | | | | |
| 8 | 21 | Ser TFG-/Ser TFG+ | Serial out | | | | | | | | | | | | | | | | | | | | | | | | | | | | | | | | | | | | | | | | | | | | | | | | | | | | | | | | | | | | | | | | | | | | | | | | | | | | | | | | | | | | | | | | | | | | | |
| 9 | 22 | CC1-/CC1+ | | | | | | | | | | | | | | | | | | | | | | | | | | | | | | | | | | | | | | | | | | | | | | | | | | | | | | | | | | | | | | | | | | | | | | | | | | | | | | | | | | | | | | | | | | | | | | |
| 10 | 23 | CC2-/CC2- | Not Used | | | | | | | | | | | | | | | | | | | | | | | | | | | | | | | | | | | | | | | | | | | | | | | | | | | | | | | | | | | | | | | | | | | | | | | | | | | | | | | | | | | | | | | | | | | | | |
| 11 | 24 | CC3-/CC3+ | Not Used | | | | | | | | | | | | | | | | | | | | | | | | | | | | | | | | | | | | | | | | | | | | | | | | | | | | | | | | | | | | | | | | | | | | | | | | | | | | | | | | | | | | | | | | | | | | | |
| 12 | 25 | CC4-/CC4- | Not Used | | | | | | | | | | | | | | | | | | | | | | | | | | | | | | | | | | | | | | | | | | | | | | | | | | | | | | | | | | | | | | | | | | | | | | | | | | | | | | | | | | | | | | | | | | | | | |
| 13 | 26 | GND | | | | | | | | | | | | | | | | | | | | | | | | | | | | | | | | | | | | | | | | | | | | | | | | | | | | | | | | | | | | | | | | | | | | | | | | | | | | | | | | | | | | | | | | | | | | | | |



Examples

1. Original prism dichroic coating
2. Optional narrow band filter in channel 3
3. Optional narrow band filter in channel 2
4. Optional narrow band filter in channel 2 and 3

Filters can be customized on user requirements